

RCEL-005L Series Actuators



Remote Control Inc. RCEL-005L series electric actuators are engineered to provide efficient, high performance automation of quarter turn valves. It's lightweight and compact design make it one of the most versatile electric actuators on the market today.

FEATURES

- Standard enclosure IP68 Nema 4,4x,6
- Dome type position indicator for high visibility
- Designed for small quarter-turn applications
- 2-watt space heater to minimize condensation due to temperature and humidity changes
- In case of power loss, a manual override provides for positioning the valve
- Worm gear drive, for longer life eliminates the possibility of back drive and the need for a motor brake
- Cam actuated, end of travel limit switches are easily adjusted to calibrate the actuator for precise valve position
- Two auxiliary limit switches are standard
- Thermal protection prevents overheating of the motor

OPTIONS

- PIU Potentiometer Unit (1K OHM)
- CPT Current Position Transmitter Output: DC 4-20 mA
- PCU Proportional Control Unit Input: DC 4-20mA; 0-10V
- LCU Local Control Unit



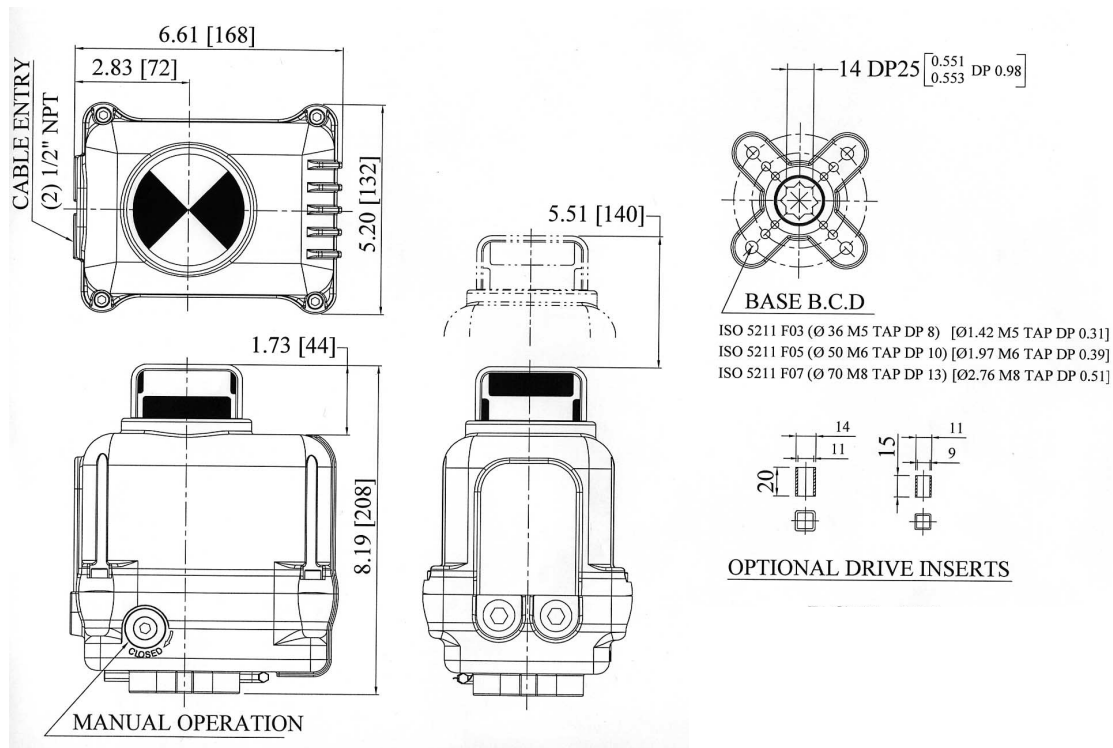
STANDARD SPECIFICATIONS

Enclosure	IP68, Nema 4, 4X & 6
Indicator	Dome type
Ambient Temperature	-4°F to +158°F
Power Supply	110/230VAC 1 PH ± 10% 50/60Hz 24VDC (option 24VAC)
Limit switches	(2) Open/Close plus (2) additional dry contacts Open/Close
Travel Angle	90° ± 5°
Manual Operation	L-wrench (6mm hexagon)
Self locking	Provided by means of worm gear
Space Heater	2 Watt (110/230VAC and 24VDC) Anti-Condensation
Conduit Entries	Two 1/2" NPT
Lubrication	Grease Moly (EP) type
Materials	Steel, Aluminum Alloy, Bronze
Surface Treatment	Anodizing
External Coating	Dry Powder, Epoxy-Polyester

PERFORMANCE

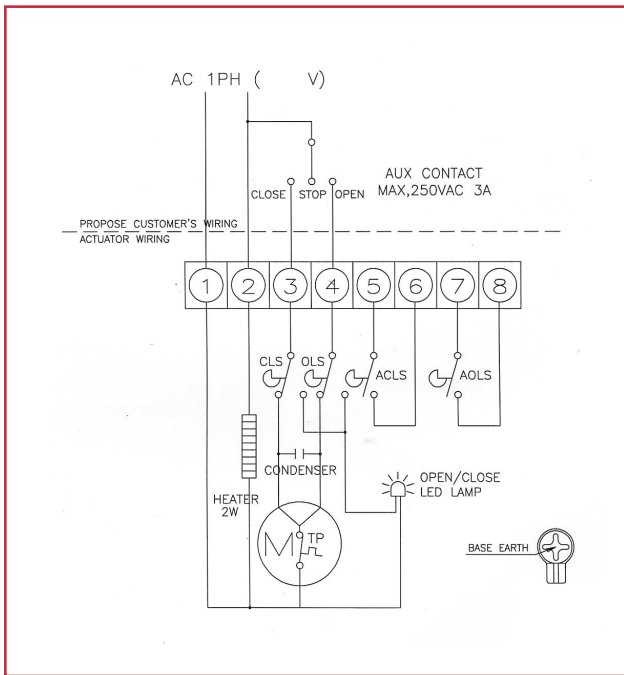
TYPE	Max Torque Inch Pounds	Operating Time 90° 50hz/60 Hz	Square Drive	No of Handle Drives	Current Draw Maximum (A)				Weight Lbs.
					1-Phase			24 VDC	
					24 Vac	110 Vac	230 Vac		
005L	434	12/14	14MM	6	1.8	0.35	0.23	1.8	7.7

DIMENSION

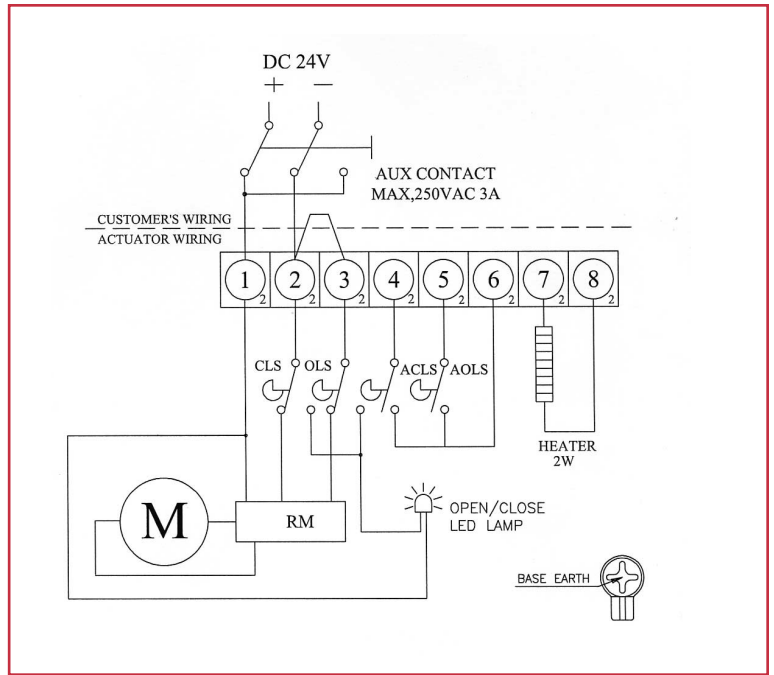


WIRING

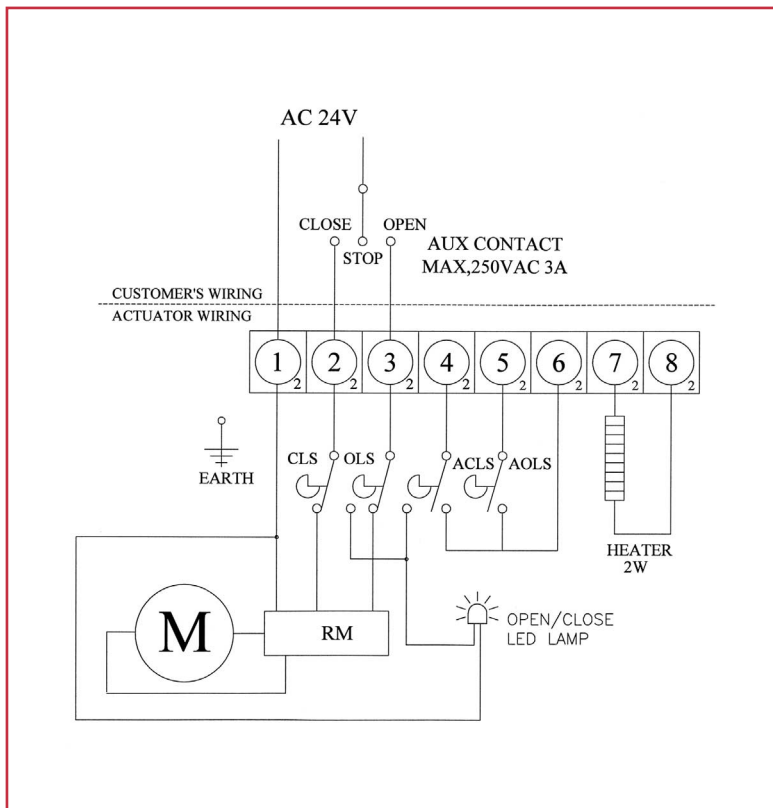
120 and 220 VAC Standard Wiring



24 VDC Standard Wiring



24 VAC Standard Wiring



CLS Close Limit Switch 250VAC 3A

OLS Open Limit Switch 250VAC 3A

ACLS AUX Close Limit Switch 250VAC 3A

AOLS AUX Open Limit Switch 250VAC 3A

TP Thermal Protector

RM Motor Regulation

SWITCH	CLOSE	OPEN
CLS		—————
OLS	—————	
ACLS	—————	
AOLS		—————

APPLICATION DATA

CUSTOMER

Company _____
Street _____
City _____
Zip _____
Attention _____

DETAIL

Job _____
Item _____
Tag _____

VALVE INFORMATION

Mfg _____ Type _____ Size _____ Fig No _____
Valve rotation to close (as viewed from top) _____ Clockwise _____ Counter-clockwise _____
Max. required torque (with safety) _____ Inch Pounds.

ACTUATOR REQUIREMENTS

Application _____ Open/Close Service _____ Modulating Service _____ Other _____
Ambient Temperature _____ F to _____ F
Supply Voltage _____ volt AC _____ Hz _____ volt DC
Control Voltage _____ volt AC _____ Hz _____ volt DC

OPTIONAL ITEMS (AS REQUIRED)

Position Feedback Transmitter _____
Proportional Control Unit _____
Transformer for 24VAC _____
Local Control Unit _____